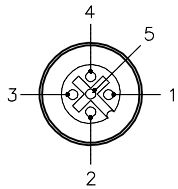


FEMALE END VIEW

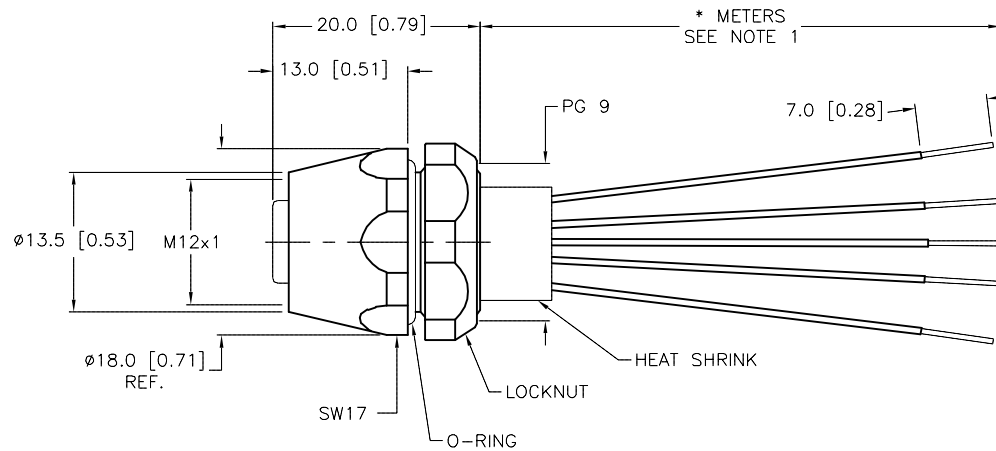


1 = BROWN
2 = WHITE
3 = BLUE
4 = BLACK
5 = GRAY



SPECIFICATIONS

CONTACT CARRIER MATERIAL	NYLON OR TPU
CONTACT MATERIAL/PLATING	BRASS/GOLD
RATED CURRENT [A]	4.0 A
RATED VOLTAGE [V]	250 V
HOUSING MATERIAL/FINISH	STAINLESS STEEL/PASSIVATED
CONDUCTOR INSULATION MATERIAL	PVC
NUMBER OF CONDUCTORS [AWG]	5x22 AWG
TEMPERATURE RATING	-40°C to +105°C (-40°F to +221°F)
PROTECTION CLASS	MEETS NEMA 1,3,4,6P AND IEC IP68

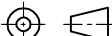


CABLE LENGTH	TOLERANCE
ALL LENGTHS	+ 4% (OR 50mm) OF LENGTH - 0% (OR 0mm) OF LENGTH WHICHEVER IS GREATER
STRIP LENGTH	TOLERANCE
0-7mm	±0.5mm
8-29mm	±1.0mm
30-49mm	±2.0mm
50-69mm	±3.0mm
70-100mm	±4.0mm
OVER 100mm	±5.0mm

NOTES:

1. "*" INDICATES LEAD LENGTH IN METERS. CONTACT TURCK TO ORDER SPECIFIC LENGTHS.

SOURCE DRAWING - FOR REFERENCE ONLY

RELATED DOCUMENTS 1. 2. 3. 4.	3RD ANGLE PROJECTION	THIS DOCUMENT IS PROPERTY OF TURCK INC. USE OF THIS DOCUMENT WITHOUT WRITTEN PERMISSION IS PROHIBITED.		<div>TURCK inc</div> <div>High Technology Sensors and Automation Controls</div>		3000 CAMPUS DRIVE MINNEAPOLIS, MN 55441 1-800-544-7769 (763) 553-7300 (763) 553-0708 fax turck.com	
							
MATERIAL	ALL DIMENSIONS DISPLAYED ON THIS DRAWING ARE FOR REFERENCE ONLY	DRFT	RDS	DATE	05/28/03	DESCRIPTION FKV 4.5-*	
SEE SPECIFICATIONS		APVD		SCALE	1=.8		
FINISH		UNIT OF MEASUREMENT MILLIMETER [INCH]				IDENTIFICATION NO.	
SEE SPECIFICATIONS		DO NOT SCALE THIS DRAWING					
						REV E	
						SHEET 1 OF 1	

E	ADD HEAT SHRINK PER ECO	TV	08/02/16	55921
REV	DESCRIPTION	BY	DATE	ECO NO.